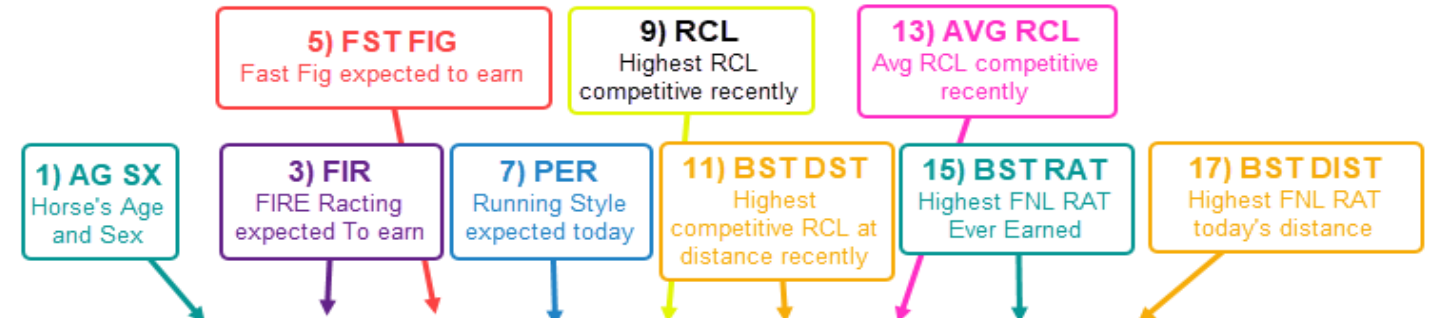
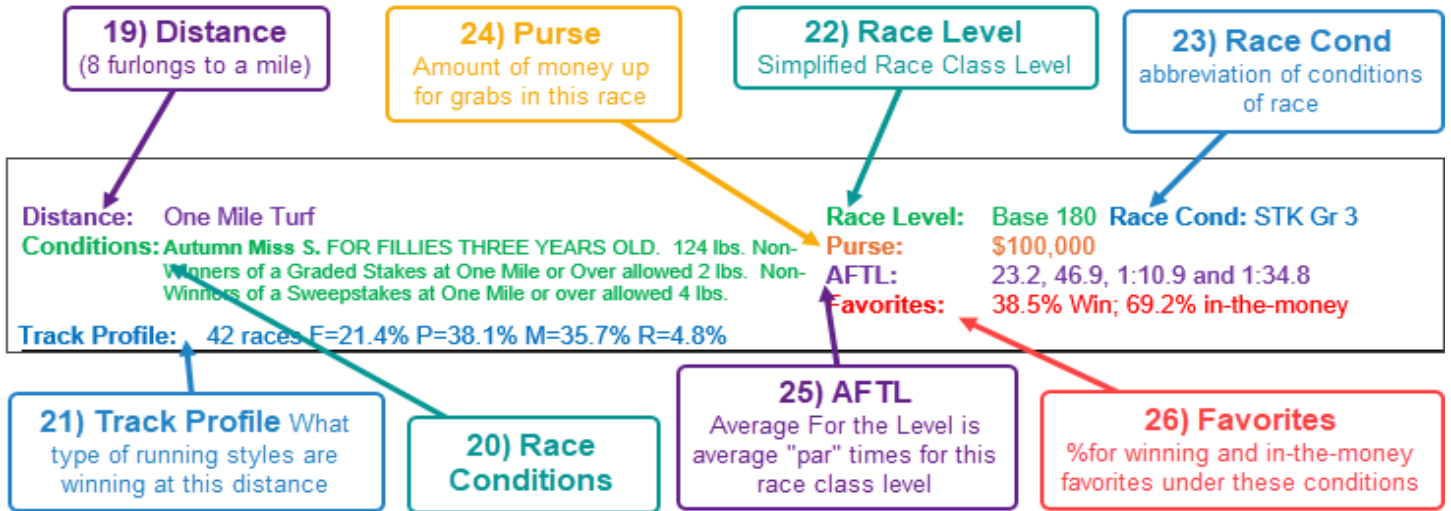




# Today's Racing Digest

— 1970 **54 YEARS** 2024 —

## Race Sheet Header Explanation



HORSE	AG	SX	EQU	SPEED & PACE FORECASTS							RACE COMPETITION LEVELS (RCL)							FINAL TIME RATING				HANDICAPPING FACTORS
				FIR	CPR	FIG	RAT	PER	RRL	RCL	SUR	BST	DST	PST	CLS	AVG	LST	BST	BST	BST		
Zona Verde (IRE)	3F			90	119	116	128	P	140	165	165	165	165	153	116	129	129	129	10c,19,21,23			
Asean (IRE)	3F			X		119	X	X	160	X	X	X	X	X	120	120	120	X	16,10d,23			
Wine On Tap	3F	B		62	95	107	102	F	140	X	X	140	X	140	92	102	X	92	13b,16a,10c,4b,23			
Tahini	3F			78	124	117	123	F	140	140	140	140	140	133	123	123	123	123	13b,16b,10c,21c,31			
Mixologist	3F			77	148	X	123	M	150	140	150	150	140	135	X	123	123	123	16b,21c			
Medoro	3F			89	127	124	132	P	165	165	165	165	165	160	132	134	134	134	16a,10d,15a,19,21,23,29			
Tiaraqueen (GB)	3F			70	111	117	119	M	140	140	140	140	140	140	119	119	119	119	13b,10c,21c			
Sneaker	3F			75	120	120	128	F	140	140	155	155	155	148	128	128	128	123	13b,10d,21c,31			
Circle of Trust	3F	B		82	126	114	129	M	165	X	145	145	145	145	101	129	129	129	16a,10d,4a,19,29			
Watchtower	3F			74	115	118	122	M	140	140	140	140	140	140	122	129	129	129	13b,10c,19,21c,23			
Esprit Enchanté	3F			77	124	114	128	P	140	140	140	140	140	139	113	128	128	123	13b,16b,10c,21c,23,29			
Sea Dancer	3F			72	118	115	117	F	140	X	X	X	135	X	113	131	131	131	10c,23,29			



- 0) **Horse** – We list the horses’ names here, in post-position order. We also include the country code in brackets and an (AE) following the horse if it is also eligible for the race but not permitted to start unless the field is reduced by scratches below a specified number.
- 1) **Age/Sex** – How old is the horse, you say? We list that here, along with the horse’s sex. c=colt (male two, three or four years old), g=gelding, r=ridgling (a horse with only one testical), f=filly (female two, three or four years old), m=mare (female five years old or older), h=horse (a 5-year old or older ungelded male),
- 2) **Equipment** – This is the equipment the horse has been or is scheduled to wear. B=blinkers, FW=front wraps

### **SPEED & PACE FORECASTS SECTION**

Today’s Racing Digest’s staff of expert handicappers reviews and analyzes each of the horses past performances while leveraging our 50 plus years of rich robust analytics and data science to provide a projection of how we expect each horse to perform in today’s race.

- 3) **Fire Number** – Today’s Racing Digest’s team of seasoned handicappers goes through each horses past performances and projects out the Fire Number they believe each horse will in in today’s race. The **FIRE Number** (Final Race Equation) is the Digest’s exclusive comprehensive speed figure that is created using every tool available to the Digest. Like other speed figures, this is an easy-to-read numerical rating for a horse's performance. However, unlike other speed figures which only take into account a horse's final speed rating, the **Fire Number** is based on a horse's speed throughout the race, taking into account each and every time recorded by the horse during the running of the race.

The figure listed is what we expect the horse to run today. When using the **Fire number**, keep in mind that each two points represent approximately one length regardless of distance or surface. A horse with a 96 FIRE is a half-length better than a horse with a 95 FIRE. A horse with a 97 FIRE is a full length better than a horse with a 95 FIRE. A horse with a 98 FIRE is one-and-a-half lengths better than a horse with a 95 FIRE and so on. First-time starters and foreign horses will be marked with an ‘X’; horses whose ratings are ‘1’ exit very poor performances and lightly-raced horses who seem better than the FIRE would suggest will get a ‘?’; read this last symbol as ‘capable of improvement’

- 4) **CPR** – Today's Racing Digest staff of expert handicappers does the work for you by singling out one of the horse's past performances that is most similar to today's race distance, surface and class level and then gives you the **Comprehensive Performance Rating (CPR)** we expect each horse to earn in todays race. The higher the number the better the performance. **The Comprehensive Performance Rating** takes both early pace and final times into consideration. It is then modified by the track variant and can be adjusted for an ‘unusual’ pace. Another Digest speed figure, this one is the oldest of the Digest’s speed numbers. Once again, the higher the number, the faster the horse.
- 5) **Fast Figs** – We list the **Fast Fig** we believe the horse is going to earn in today’s race. The higher the number the stronger the expected performance. **Fast Figs** is an Artificially Inteligently Generated (AI) figure that combines a horse’s past race class levels along with their performance figures earned and compares them to today’s race class level and the rest of the fields past class levels and performance figures earned in each of those races.
- 6) **FNL RAT** – One of our strongest predictors of future performance, our handicappers give you **the Final Time Rating** we expect each horse to earn in today’s race . **The Final Time Rating** is a horse’s final time against our track pars, with the daily track variant factored in. A horse equaling the track par for the distance would earn a 150 Final Time Rating. Three points are deduced for each length slower than par.

7) **PER** – Based on previous running styles along with trainer’s tendencies Today’s Racing Digest expert handicappers provide you with our expected running styles for each horse in today’s race. **Performance Early in Race (PER)** are the running styles of each horse to determine in which part of the field the horse will be running during the early part of the race. You can now get a better picture of how the race will unfold and compare the running styles with the **Track Profile** to help determine which horse's running style is a good fit for today's race.

F = Frontrunner, a horse who is generally 1st or 2nd at the first call of the race

P= Pace Presser, a horse who races close to the pace but does not need the lead

M = Mid-pack runner

R = Late runner

"x" = running style is unknown or unavailable

### **RACE COMPETITION LEVELS (RCL) SECTION**

Today’s Racing Digest makes it easy to handicap any race condition changes a horse may be making in today’s race by converting the complex and often ununiformed race conditions into a simple numeric system. The Digest’s *RCL* is an initialism for **Race Competition Level** which assigns a number to a certain type of race that represents its position relative to other races.

Over the past 50 plus years Today’s Racing Digest has built an expansive system to be able to decipher and convert the often times ambiguous class conditions into a simply numerical value.

By assigning a numerical value to a race it allows the handicapper to easily discern the quality of one class of horses from another. The Digest does this by designating a number, anywhere from 75 to 210, to each race. The higher the number, the stronger the race. For the most part, each class receives a number that remains stagnant. For instance, a Grade I Stakes race for older males is always a 210, a \$32,000 claimer or older fillies and mares is always 140. (Three-year-old and two-year-old races earn higher RCLs as the year progresses, which reflect the maturation process.)

Five points equals one class level. A Grade I race for older males has an RCL of 210, with Grade II older males receiving a 205. Since the Grade I race is five points higher than a Grade II race, the Grade I race is considered to be one class level stronger than a Grade II race. You can determine the relationships between any class levels using the RCL’ it’s that easy.

8) **RRL - Recent Race Level.** This is the Race level of the horse’s last race. Today's Racing Digest simplifies changes in class levels by using a simple numbers system for each class level. Five points equals one class level. Compare this number to the Race level (#22 in this guide) in the Race Header to quickly determine whether the horse is up or down in class.

9) **RCL – The Race Competition Level (RCL)** in this column is the highest class level at which a horse has been competitive locally within the last 90 days. An “x” in this column indicates a horse hasn’t been competitive at any level recently.

10) **BST SUR - Best Previous Surface,** reflects the highest **RCL** for the Surface (SUR) dirt, turf, synthetic of today's race where the horse has been competitive over the past 6 months. If no rating is shown then either the horse has no experience or the horse has not been competitive on today’s race surface within the past 6 months.

11) **BST DST - Best Previous Distance** reflects the highest RCL for the Distance (DIS), sprint or route of today's race where the horse has been competitive in over the past 6 months. If no rating is shown then either the horse has no experience or the horse has not been competitive at today’s race distance within the past 6 months.

**12) PST CLS - Past Class** - This shows the highest class level (RCL) at which the horse has been effective previously (2-year-old races are not considered) This let's you know how classy a horse once was.

**13) AVG RCL - Average RCL** is an average of the horse's recent Race levels where it has been competitive. To qualify for a rating in this column, the horse must have met two of the following three criteria in at least two races during the past six months: a) Must have finished within 15 points of the Adjusted RCL; b) Must have finished 5<sup>th</sup> or better; c) Must have finished within five lengths of the winner.

### **FINAL TIME RATINGS (SECTION)**

One of our strongest predictors of future performance, the **Final Time Rating** is a horse's final time against our track pars, with the daily track variant factored in. A horse equaling the track par for the distance would earn a 150 Final Time Rating. Three points are deducted for each length slower than par. While we don't use it exclusively as a predictor of a horses performance we do rely on it to help get a better understanding of a horse's ability to finish strongly in a race.

We've added the following **Final Time Rating** analytics to help give you a more comprehensive look at a horse's performance ability.

**14) LST RAT** – The **Final Time Rating** each horse earned in their last start. The horse with the highest **Final Time Rating** going into today's race is often a good predictor of their expected performance today. The higher the number the stronger the performance.

**15) BSTRAT** – The highest **Final Time Rating** a horse has earned in it's lifetime.

**16) BST SUR** – Best **Final Time Rating** each horse has earned at today's race surface. If no rating is shown then the horse has no experience on today's race surface.

**17) BST DIST** - Best **Final Time Rating** each horse has earned at today's race distance (Route or Sprint). If no rating is shown then the horse has no experience at today's race distance.

**18) Handicapping Factors** – The Digest uses Handicapping Factors (HF, for short) to convey numerous handicapping angles, variables, and factors to the reader in a short amount of space. The following is a list of HFs and their definitions that can be found in Column 18 of the race header.

**1 - First Time Starter:** Horse with some racing experience, even when limited, statistically perform better than first-time starters even though the latter may have greater potential.

**2 - Live Horse:** It appears this horse is ready for a top performance. The strongest of Digest picks. Should win!

**3 - Distance Capability:** Today's distance may present a problem for this horse.

**4 - Equipment Change:** Any equipment changes the horse is scheduled to receive, which can often affect a horse's performance.

**5 - Trouble Prone:** This horse frequently gets into trouble, such as breaking slowly, lugging-in or out, etc. Certain horses encounter trouble frequently, often being self-caused, such as not running straight, starting slowly etc. This one seems to be that type.

**6a - Weight:** This horse is carrying enough weight to cause a problem.

**6b - Weight:** This horse is carrying little or less weight. Some handicappers believe this can lead to a better performance

**7 - Inside Post Position:** The inside post position may cause a problem for this horse at this track or distance.

**8 - Outside Post Position:** This outside post position may cause a problem for this horse at this track or distance.

**9 - Pace:** The probable pace (early speed) in this race may not be suitable to the racing style of this horse.

**10c - Higher Class:** The horse is up in class (facing tougher foes).

**10d - Lower Class:** The horse is down in class (facing easier competition).

**11 - Female vs. Male:** A filly or mare is in against the boys. It is usually a tough assignment, but the girls have been known to beat the guys.

**12 - Foreign races:** Previous races for this horse were outside North America.

**13 - Lasix:** This horse has been given the diuretic medication.

**13a - Adding Lasix:** This horse did not run with Lasix in it's last start but will be running with it in today's race.

**13b - Removing Lasix:** This horse ran with Lasix in it's last race but will be running with it today which some believe can have a positive effect on a horse's performance.

**14 - Workouts:** Horsemen vary in their training methods and horses vary considerably in their requirements for conditioning, hence, while workouts give some indication of a horse's fitness, they can be greatly be influenced by the training methods being employed. Therefore, reliance on the speed of workouts may be dangerous, as may be the case here. We'll also use this for incidences where the horse tends to run fast during morning workouts, but has not run as well in the afternoon when racing takes place. These kind of horses are often called "morning glories."

**15 - IN-THE-MONEY Strong Pick -** Most everything looks optimal for a winning run.

**15a - Mild pick:** The horse should run well. At the very least an in-the-money performance is expected.

**16 - Long layoff or Recency:** Horse is coming off a layup of 90 or more days and previously was not proven at today's class level or distance. The horse may "need" the race.

**17 - Leg wraps:** The horse wears leg wraps or "bandages." This can be an indication of soreness, though there are trainers who put leg wraps on their horses regardless of physical condition.

**18 - Age:** The age of this horse is not consistent with that of his competition or class level (e.g., a 3-year-old vs. older horses during the spring). A young horse against mature horse or a particularly old horse against younger horses may be at a disadvantage.

**19 - Improving:** This horse seems to be improving or should improve today – a positive handicapping factor.

**20 - Longshot:** Some indicators that are present when horses surprise with a good performance at high odds are noted. This horse may run well at nice odds.

**21 - Fits race:** The horse fits the race on class, distance and recency.

**21c - Fits race:** The horse fits the race except for recent class.

**21d - Fits race:** The horse fits the race except for distance.

**21r - Fits race:** The horse fits the race except for recency (i.e., he's been off for more than 90 days).

**22 - Conditions horse:** The conditions for eligibility are ideal for this horse.

**23 - Work Ready:** Recent workouts have been fast and/or impressive.

**24 - Surface:** Today's surface (grass, dirt, synthetic, etc.) may not suit the horse.

**25 - Betting:** If the betting on this horse is heavier than expected, it could be a sign that the horse will run well.

**26 - Key Race (3+):** Three or more horses from this horse's last start went onto win their next race which can be a good indicator as to the competitiveness of that race.

**27 - Off Track:** This horse's last start was run on a wet, sloppy, muddy or some type of hindered racing surface that may have had an impact on their ability to perform to their highest level.

**28 - Trouble:** This horse is exiting a race where they experienced some type of trouble that may have hindered their ability to perform to their potential. (could be positive sign if this horse still finished strong)

**29 - Tired:** This horse is exiting a race where they tired at some point during the race. Note any distance and surface changes today along with workout patterns coming into today's race.

**30 - No Factor:** This horse is exiting a race where they experienced some type of trouble that may have hindered their ability to perform to their potential. (could be positive sign if this horse still finished strong)

**31 - Strong Finish:** This horse is exiting a race where they had a strong finish or rallied at the end.

**19) Distance -** This is the distance of this particular race. If this was a turf race, we'd also note that here.

**20) Race Conditions** - We list the race conditions here. This particular race is a Grade 3 Stakes Race.

**21) Track Profile** – This feature gives you an idea of what kind of running styles (e.g., frontrunners, pressers, etc.) have been winning at the race’s distance. We list the number of races included in our study (10, in this case), then list the type of running style and the win-percentage. For example, Frontrunners (“F”) have won 30% of the 10 races at this distance while Pressers (“P”) have won just 10%. (F=frontrunner, P=pressers, M=midpackers, R=Late-Runners.)

**22) Race level** –The Digest’s RCL is an initialism for Race Competition Level, which is simply a number assigned to a certain type of race that represents its position relative to other races. By assigning a numerical value to a race it allows the handicapper (you) to easily discern the quality of one class of horses from another.

**23) Race Conditions** – This is an abbreviation of the Conditions of the race.

**24) Purse** – This is how much money is up for grabs for this race. In most cases, the winner usually receives about 55 percent of the purse.

**25) AFTL** – The acronym stands for Average For The Level and are “par” times for the class. In other words, this class of animal should run these times over a normal surface. Compare the horse’s times listed in their Data Lines (past performances) to the AFTL to see which horses have come close to running to par for this class.

**26) Favorites** – We list the percentages for winning favorites and favorites in the money under these class, age, surface, and distance conditions. Believe it or not, certain races produce more upsets than others and we try to give you the heads up by providing these stats.

# Fractional Chart Order of Finish and Average Times

## Explanation

(premium and enhanced race sheets only)

### FRACTIONAL CHART ORDER OF FINISH AND AVERAGE TIMES

(This is not a Selection)

- 1: J P's Gusto
- 2: Western Mood and Indian Winte(tie)
- 3: Riveting Reason and Jaycito (tie)

ET: :22.7, :45.8 and 1:24.2 (Expected Times with a 0 variant)  
AT: :23.1, :45.7 and 1:23.5 (Average Times for mid-level races)  
AFTL: :23.2, :45.8 and 1:23.9 (Average Times for this level)

25 Fractional Chart Order of Finish

26 Average Times

25) **Fractional Chart Order of Finish** – Lists the top finishers according to the Digest’s popular Fractional Charting (a projected race using representative performances from each participant in today’s race).

26) **Average Times** – The times listed on the ET (Expected Times) row are those expected from today’s field based on previous performances (these are the best times at each call in the Fractional Charting. The AT (Average Times) are based on the times high class horses run at the distance/surface. The AFTL (Average For the Level) times are the “par times” for today’s class runners. In other words, they are the average times run by horses at today’s particular class level.

## Race Appraisal Explanation

(premium and enhanced race sheets only)

### RACE APPRAISAL

**ANALYSIS:** To say that **J P's Gusto** is easily the most-accomplished horse in the lineup and even that seems an understatement, as he's won three consecutive Stakes, the last two Graded Stakes. He's improved his numbers as the distances have increased and that's tough for a 2-year-old to do. He won the Grade 2 Best Pal here when he found himself on the engine and he may be better when able to settle in the second flight. He's been working long and hard since raced and is strictly the one to beat today. Jerry Hollendorfer sends out both **Western Mood** and **Indian Winter**. **'Mood** was lapped on **'Gusto** through the stretch in the Grade 3 Hollywood Juvenile July 5, but could never get by him and was losing ground late. He returned to test **'Gusto** again in the Best Pal, raced closer to the pace and lacked the needed rally. He's trained steadily since then

and is an obvious contender, but **'Winter** does nearly as well on paper off his Aug 21 debut score over **Jaycito**, has trained forwardly since then and Bejarano returns. He finished last time as if this longer trip will suit him. **Jaycito** draws the rail again and that may compromise his chances, but he, too, deserves a chance to improve. Alex Solis flies in to see the family with Saratoga closed and picks up the mount on **Riveting Reason**. That one looked like a winner until the bias did him in Aug 14. The son of **Fusaichi Pegasus** should relish the added distance and is the upset threat. **Road Ready** has been off since a June 12 debut win up north, but has trained for this longer trip and is another with odds-beating potential.

**Analysis by Rick Lochner**

**CLOSERS:** Fastest in the stretch in recent races at or near this distance have been: J P's Gusto :38.1 - Indian Winter :38.2 - McKenzies Way :38.4

27 Analysis

28 Closers

(Premium and Enhanced Race Sheets only)

27) **Analysis** Today's Racing Digest's experienced staff of handicappers, researchers and statisticians analyzes all the pertinent information and incorporates relevant facts into the analysis. They then provide in-depth analysis of the race along with their possible endorsements. They typically emphasize pace and class while highlighting contenders and top plays. The Digest handicappers are the best in the industry with an average of 20 years experience per handicapper.

28) **Closers** – Which horses finish fastest? We provide the top finishers here. This information is compiled from the Fractional Charting.

## Horse Comments Explanation

(premium race sheets only)

### 29 Horse Comments

#### HORSE COMMENTS

**Jaycito** drew the rail in a field of six debuting Aug 21, broke well enough to set a pressured pace and drew off around the turn only to get run down by Indian Winter. He's worked six furlongs since raced, but draws the rail in a fuller field and Garcia may be forced to send him again.

**Riveting Reason** is another non-winner. He pressed the pace and opened up a clear lead into the stretch Aug 14, but rally-wide types had the best of it that day and he was collared late. Cho flies Alex Solis out to ride and this one worked a fast half-mile on Saturday.

**McKenzies Way** set a pressured pace before drawing off entering the stretch in career start #2 Aug 7. P. Val understandably sticks with J P's Gusto, but this one plots close and the barn has had a super meeting. He's worked twice raced and should handle the extra distance.

**J P's Gusto** ended up on the front end in the five-horse Best Pal Aug 8 after stalking the pace in his two previous wins at Hollywood Park. There is enough pace to allow him to stalk should P. Val opt to let him settle. He's bred to sprint and this 7F trip may be his distance limit (that or a one-turn mile).

**Just Imagine** is another non-winner. He was one-paced throughout when a troubled-in-the-stretch 4th Aug 14. Rosario doesn't return, but this one showed enough run to suggest that he has ability and the extra distance should be no problem for this son of Unbridled's Song.

**Major Art (GB)** is in from England via France where he last started in a sprint Stakes at Deauville Aug 15. He showed tactical speed going seven furlongs on the grass. May prove a miler over here and is running fresh

off the plane for a trainer who has never gotten an imported horse before. However, Kruljac won't have to do much more than put on the saddle (he's having a stellar meeting as it is). Watch the betting.

**Western Mood** drew alongside J P's Gusto turning for home in the Hollywood Juvenile July 5 and could not go post and could only chase that one before weakening in the Best Pal. He's trained very steadily since then and may have bounced a bit last out. Rosario sticks with him.

**Indian Winter** is bred to win early as a son of Indian Charlie and did just that as he ran down Jaycito to score as the bet-down favorite debuting Aug 21. Hollendorfer has kept him shape with back-to-back half-mile moves to suggest that Hollendorfer believes he got plenty out of the race.

**Comma to the Top** was briefly a pace factor in the Best Pal Aug 8, but couldn't stay with the leading pack. He'd be a surprise.

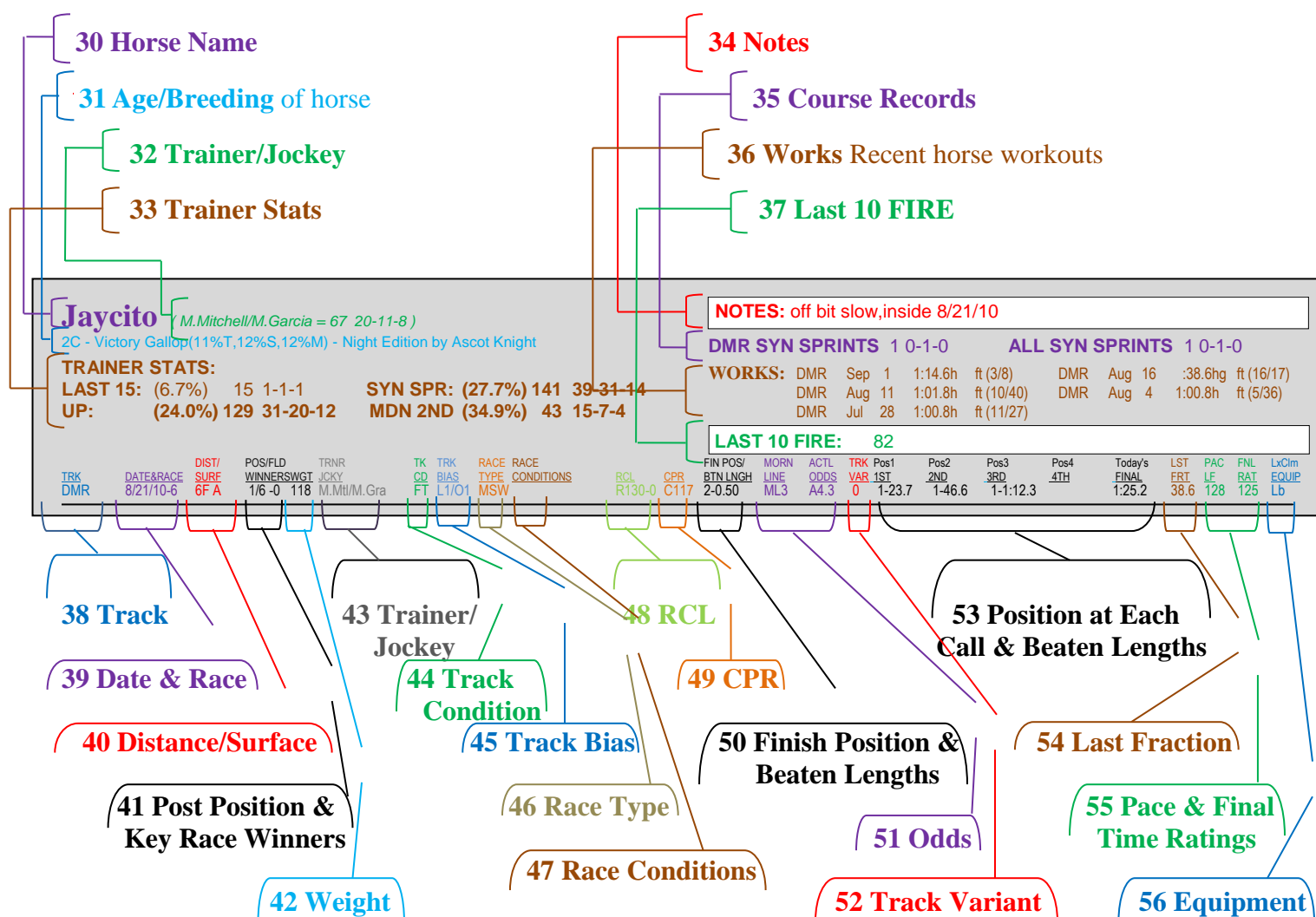
**Road Ready** has been freshened since rallying to beat Maidens at Golden Gate June 12. He takes the place of stablemate Sway Away, who has been sidelined since running 2nd as the favorite in the Best Pal Aug 8. He shows a 6F and a 7F work in preparation for this and drilled from the gate Sept 3 to get a little reminder about what will happen today. He's got upset potential.

**Gahnzo Bob** is the last of the non-winners signed up and he gets blinkers after showing 'chasing speed' July 31. He should get the trip as a son of Dehere, but shows only two 5F works since raced and would be a big surprise.

29) **Horse Comments (Premium Race Sheets Only)** Digest provide information about each horse and assess their chances.



# Data Box Explanation



- 30) **Horse Name** – Simply put, this is the horse’s name. Just so you know, a horse’s name is limited to 18 characters and spaces...that’s the rules.
- 31) **Age/Breeding** – The first number is the horse’s age, followed by its sex. After the dash(-), the horse’s sire (dad) is listed. In parentheses is the sire’s offspring’s win percentage on turf (T), synthetic (S), and in the mud (M). This is followed by the horse’s dam (mom), which is then followed by the dam’s sire (a.k.a – the mom’s dad).
- 32) **Trainer/Jockey Combinations** – The horse’s trainer and today’s rider are listed, along with their record (starts, wins, 2nds, 3rds) when teaming up over the past three months. In this instance trainer Mitchell and jockey Garcia have had 67 starts with 20 wins, 11 places, and 8 shows over the past 3 months. The more wins a trainer and jockey show together, the better – it’s as simple as that. Oftentimes, when a trainer is serious about his horse’s chances, he’ll employ one of his favorite riders. The trainer/jockey combination illustrates which jockey(s) the trainer is currently having success with.
- 33) **Trainer Stats** – We list all the pertinent trainer stats in the section, such as the trainer’s record from his last 15 starters (LAST 15) and how the trainer does with any moves the horse may be making today. (i.e., going

from dirt to turf (D/T), route to sprint (R/S, etc.). After the percentage the first number is the total number of starts and then we list the number of wins, places, and shows. The data set we look at is one year.

- 34) **Notes** – What trouble has the horse encountered and when? The Digest lists this in abbreviated fashion.
- 35) **Course Records** – Shows how the horse has done on today's surface and at today's track. We list the record as starts, wins, 2nd, 3rds.
- 36) **Works** – Recent workouts are shown here. The info includes the track, the date, the time of the work, the condition of the surface and how the work ranked relative to other times recorded that day.
- 37) **Last 10 FIRE** – These are the last 10 FIRE numbers earned for the horse, just for convenience.
- 38) **Track** – Indicates at what track the horse's race occurred. Today's Racing Digest uses acronyms for tracks, such as SA (Santa Anita Park), HOL (Hollywood Park), DMR (Del Mar), FPX (Fairplex Park), GG (Golden Gate Fields), AQU (Aqueduct), BEL (Belmont Park), SAR (Saratoga), GP (Gulfstream Park)
- 39) **Date & Race** – Lists the date of the race and the race number (after the dash) of the horse's race for each horse's past six races. The format is month/day/year. Chronologically, the races are listed in descending order beginning with the most recent. In the data lines above, Jaycito's most recent race occurred at the track DMR (Del Mar) on August 21, 2010 (8/21/10-6) and competed in the 6<sup>th</sup> race on the day. Remember, the Race Number is separated from the date by a hyphen. Understanding the basics of where a horse competed, when and in what race allows the handicapper to determine how long the horse has been away (called "recency,") which is related to fitness and whether or not he's run well over the track in the past.
- 40) **Distance/Surface** – This is the distance, as well as the surface of the race. "T" indicates the race was a turf race. Sprints (under one mile) are noted in furlongs, whereas routes (one mile and over) are noted in miles, plus additional distance.

### **Distance and Surface of what?**

Well, Distance (the DIST in the header DIST/SURF) indicates how many furlongs or miles and furlongs there were in the horse's last race. The Digest lists distances in numerals, such as 6, 6-1/2, and 7, which translates to six furlongs, and seven furlongs respectively. A 1 designates races at one mile, while additional distances beyond one mile are noted in fraction format, such as 1-1/8. (Example: If a horse last started at 1-1/8, his last race occurred at one-and-one-eighth mile or nine furlongs.)

Surface (the SURF in the header DIST/SURF) tells the handicapper what kind of "footing" the horse raced over. Surfaces include dirt and synthetic (a combination of dirt and a whole bunch of other man-made stuff) and turf or grass. Dirt carries no designation, synthetic surfaces are listed with an "A" while a "T" following the distance indicates a turf race.

- 41) **Post Position & Key Race Winners** – The first number is the horse's post position for the race, followed by the total number of all the horses in the field. The numeral after the dash indicates how many horses returned from the particular race to win their next starts. Theoretically, the higher the number, the stronger that particular race.
- 42) **Weight** – This is the weight carried by the horse.
- 43) **Trainer/Jockey** – The trainer and jockey for the particular race is noted here.
- 44) **Track Condition** – Was the track fast, muddy or sloppy? Was the turf firm or good? We note that in abbreviated form here. (FM = firm, FT = fast, GD = good, etc).

45) **Track Bias** – A tremendous Digest feature. This column displays any bias that was in effect during the horse's race. We note the type of bias (O = outside, I = inside, F = speed bias, L = late runner bias) as well as the strength of the bias on a scale of 1 to 3, with 1 being a mild bias and 3 being a dominant bias.

Race tracks play differently every day due to weather, normal maintenance, etc. Sometimes the track seems to favor no particular running style and no part of the track seems better than another. That's not always the case, though, and trip handicappers have long made their money by noting whether the track favored one type of running style or another and then following the horses that ran "against the bias". We divide track bias into two types on the main track.

46) **Race Type** – Lists the type of race in abbreviated format. What are the conditions of a horse's previous race? The Digest provides that information for each horse's last six races under the Data Line header RACE/TYPE and RACE/CONDITIONS. There are many types of Race Types, including Claiming (CLM), Allowance (ALW), Optional Claiming (OCL), Stakes (STK) and Handicaps (HCP), as well as Maiden (MDN) and Maiden-Claimers (MDC).

47) **Race Conditions** – Are listed to the immediate right of Race Types, are numerous as well, and distinguish similar Race Types from one another. For instance, there are many types of Handicaps (HCP): Some may be listed as Grade I (GI), the best races on the grounds, Grade II (G II), a cut below Grade I, or as restricted Handicap, such as a race where horses who have not won a Stakes may only enter (NW-STK).

### **Race Conditions for Race Types**

Stakes (STK) and Handicaps (HCP): Grade I (G I), Grade II (G II), Grade III (G III) or purse listing (e.g., \$250k, \$150k, \$75k, etc.).

Allowance (ALW): Non-winners of three (NW3), Non-winners of two (NW2), etc.

Optional Claiming (OCL): Non-winners of three or Claiming price \$62,500 (NW3/CLM 62.5), Non-winners of two or claiming price \$40,000 (NW2/CLM 40), etc.

Claiming (CLM): \$50-\$45,000 (50-45), \$32-\$28,000 (32-38)...\$10,000 (10.0), etc.

Starter Allowance (SAL): Starter races for horses that broke their Maidens for \$40,000 or less and have never won two races (40 MDC-NW2). More traditional Starter Allowance races are restricted to horses who have raced for a certain claiming price within a given period of time. These Starter races list the claiming price needed to have started for in order to have qualified for the race, such as \$4,000 (4.0), \$12,500 (12.5), etc.

Maiden (MDN): "Straight" Maiden races have no conditions unless they are restricted to state-breds, which are designated as "s" under the Race Conditions heading.

Maiden-Claiming (MDC): \$50-\$40,000 (50-40), \$32-\$28,000 (32-28), \$25,000 (25.0), etc.

48) **RCL** – Race Competition Level. This is the Race Competition Level for the race this horse ran in. By assigning a numerical value to a race it allows the handicapper to easily discern the quality of one class of horses from another. The Digest does this by designating a number, anywhere from 75 to 210, to each race. The higher the number, the stronger the race. For the most part, each class receives a number that remains stagnant. For instance, a Grade I Stakes race for older males is always a 210, a \$32,000 claimer or older

fillies and mares is always 140. (Three-year-old and two-year-old races earn higher RCLs as the year progresses, which reflect the maturation process.)

Five points equals one class level. A Grade I race for older males has an RCL of 210, with Grade II older males receiving a 205. Since the Grade I race is five points higher than a Grade II race, the Grade I race is considered to be one class level stronger than a Grade II race. You can determine the relationships between any class levels using the RCL' it's that easy.

The level represents the strength of the race on the Digest's class scale. Comparing these numbers to one another allows the handicapper to see if the horse was moving up or down in class from race to race. The RCL scale is from 70 to 210.

49) **CPR** – – The number is one of the many Digest speed figures. This is the horse's CPR for each race. The CPR means Comprehensive Performance Rating and it is a numerical rating derived from a formula which includes final time, last-fraction time and modifications for place and track speed (track variant). The lowest CPR given is a 1 and there is no maximum.

Generally, RCL's and CPR's are considered of equal importance in the mid-levels on the Class ladder. In those races it is generally recommended that the ratings of those two factors should be combined into one.

50) **Finish Position & Beaten Lengths** – The first number is position the horse finished the race, followed by how many lengths he was beaten (or won by if the first number is a "1") crossing the wire.

51) **Odds** – The Digest lists both the horse's Morning Line odds and the Actual Odds at post time. This gives you an idea if the horse was bet (perhaps he was "live") or not ("dead on the board").

52) **Track Variant** – Sometimes surfaces can be slower or faster than normal for various reasons, usually due to weather or track maintenance. The variant adjusts the surface speed to account for these variances, and we list it here just because we believe in transparency.

53) **Position at Each Call & Beaten Lengths** – The first number is the horse's position at each call followed by his/her time at those calls (these are not the leaders times, they are this horse's particular times for the race). All times are adjusted to today's distance and surface, taking into account differences in track pars and variants (routes are adjusted to route and sprints to sprints, but not routes to sprints or vice versa). This allows for easy comparison among different distances and between tracks. In essence, the Digest does all the work so you don't have to.

The beaten lengths shown in the data lines have been converted to decimal form. To help make them more understandable, here are our equivalents:

Nose = .05

Head = .10

Neck = .25

½ length = .50

¾ length = .75

54) **Last Fraction** – The final fraction the horse earned in the race. The final fraction has also been adjusted to account for differences in tracks, surfaces, pars and variants.

55) **Pace & Final Time Ratings** – Under the first column is the Pace Rating earned, a number which takes into account the speed the horse displayed through the first two calls. The second column lists the Final Time

Rating, a speed figure that takes into account only the final time of the horse. This measures a horse's final time against our track pars, with the daily track variant factored in. A horse equaling the track par for the distance would earn a 150 Final Time Rating. Three points are deducted for each length slower than par.

### **How do I use the Pace and Final Time Ratings?**

**Finding the Quickest Frontrunner** – If one speed horse can outrun the other speed horses in a race, it usually means curtains for the other frontrunners. If one of the frontrunners consistently earns higher Pace Ratings than his adversaries, he may boast a “pace advantage” in today's race.

**Sprint to Route** – If a horse has never routed before, Pace and Final Time Ratings can help determine whether he'll “go long”. Horses who tend to do better going from a sprint to a route for the first time have Pace and Final Time Ratings either in balance (i.e., relatively the same) or show higher Final Time Ratings than Pace Ratings. This is usually an indication that the horse is finishing and might not mind a route.

**A Strong Final Time Rating Last Race** – Horses in good form usually earn strong Final Time Ratings in their last start. While the pace often can influence a horse's Final Time Rating (e.g., an easy lead, speed duel, etc.), horses with strong Final Time Ratings compared to their competition often run well right back.

56) **Equipment** – All the equipment worn by the horse for its race is listed here. (L = Lasix, b = blinkers, r = shadow roll, 4 = four wraps, (delete) F = front wraps, C = the horse was claimed out of the race).